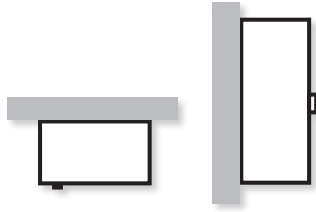
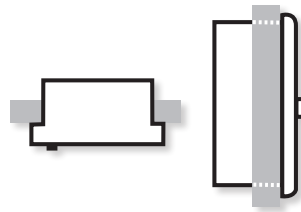


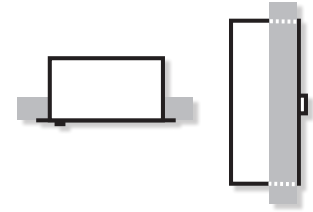
Surface (S)



Semi-Recessed (SR)



Recessed (R)



Cabinet Dimensions

Supplier	Style	Mount	Inside Dimensions			Outside Dimensions			Rough Wall Opening			Weight
			Height	Width	Depth	Height	Width	Depth	Height	Width	Depth	
Indoor Cabinets												
Allied Medical Products	Compact	S	13"	13"	6.25"	13"	13"	6.25"	-	-	-	10 lbs.
Allied Medical Products	Compact	SR	11"	11.5"	6"	14.5"	15"	2.5"	11.5"	12"	4"	14 lbs.
Allied Medical Products	Compact	R	11"	11.5"	6"	13"	13.5"	.312"	11.5"	12"	6.125"	10 lbs.
Allied Medical Products	Standard	S	17.25"	17.25"	6.25"	17.25"	17.25"	6.25"	-	-	-	16 lbs.
Allied Medical Products	Standard	SR	14"	14"	6"	17.5"	17.5"	2.5"	14.5"	14.5"	4"	17 lbs.
Allied Medical Products	Standard	R	14"	14"	6"	17.5"	17.5"	.312"	14.5"	14.5"	6.125"	17 lbs.
Allied Medical Products	Tall	S	30.5"	15"	8.25"	30.5"	15"	8.25"	-	-	-	24 lbs.
Allied Medical Products	Tall	SR	27"	12"	6"	30.5"	15.5"	2.5"	27.5"	12.5"	4"	19 lbs.
Allied Medical Products	Tall	R	27"	12"	6"	30.5"	15.5"	.312"	27.5"	12.5"	6.125"	19 lbs.
HeartStation	Compact	S	12.75"	15.75"	6"	16.75"	16"	6.5"	-	-	-	18 lbs.
HeartStation	Compact	SR	12.75"	15.75"	6"	19"	18"	3.75"	16.75"	16"	3.5"	21 lbs.
HeartStation	Standard	S	22"	15.75"	5"	22"	16"	6"	-	-	-	28 lbs.
HeartStation	Standard	SR	22"	15.75"	5"	24"	18"	6"	22.5"	16.25"	3.5"	36 lbs.
Cardiac Science	Standard	S	14.75"	17"	7.5"	18"	17"	7.5"	-	-	-	16 lbs.
Philips	Compact	S	13"	13.25"	5.25"	15"	16.5"	6.25"	-	-	-	14 lbs.
Philips	Standard	S	19.25"	13"	6"	22.25"	16"	6"	-	-	-	26 lbs.
Philips	Standard	SR	21.75"	13.25"	6"	24.5"	16.5"	2.5"	22"	14.5"	3.5"	30 lbs.
Welch Allyn	Standard	S	12.75"	15.75"	6"	16.75"	16"	6.5"	-	-	-	18 lbs.
ZOLL Medical	Standard	S	17.25"	17.25"	6.25"	17.25"	17.25"	6.25"	-	-	-	17 lbs.
ZOLL Medical	Standard	SR	14"	14"	6"	17.5"	17.5"	2.5"	14.5"	14.5"	4"	17 lbs.
ZOLL Medical	Standard	R	14"	14"	6"	17.5"	17.5"	.312"	14.5"	14.5"	6.125"	17 lbs.
ZOLL Medical	Tall	S	30.5"	15"	8.25"	30.5"	15"	8.25"	-	-	-	24 lbs.
ZOLL Medical	Tall	SR	27"	12"	6"	30.5"	15.5"	2.5"	28"	13"	4"	19 lbs.
ZOLL Medical	Tall	R	27"	12"	6"	30.5"	15.5"	.312"	28"	13"	6.125"	19 lbs.
Outdoor Cabinets												
Allied Medical Products	Compact	S	14"	14"	8"	16"	16"	9.75"	-	-	-	13 lbs.

- Cabinets protect the AED while making it highly visible to potential rescuers.
- Indoor cabinets are available in powder coated or stainless steel.
- Outdoor cabinets are fiberglass.
- AED cabinets are non-locking, allowing quick access to the AED in the event of an emergency.
- Cabinets are available with or without audible alarms and strobe lights.
- A strobe light is an excellent indicator an alarm is present and a deterrent to tampering. It provides a highly visible alert, especially effective in loud environments.
- Cabinets equipped with an optional strobe light add approximately 3" to the height.
- A 9V battery provides power for the audible alarm and strobe light. No external A/C power hookup is required.
- Batteries are supplied with alarms on all cabinets with the exception of Philips.
- Cabinets equipped with an alarm have two "on-off" switches on the cabinet, and one "on-off" switch on the alarm unit.
- Compact cabinets from Allied Medical Products are ideal for these AEDs: Philips Home/OnSite, Philips FR2/FR2+, Philips FRx, Welch Allyn AED10 (without carry case), Physio-Control CR Plus, and Heartsine PAD.
- Tall style cabinets from Allied Medical Products allow you to add either a small oxygen cylinder or a first aid kit.